

WELCOME TO SALT LAKE CITY

ADG Eco Lighting Products Induction Case Study 112010

*"The City Government did it right –Through a bid process they awarded the project to a real American Lighting Manufacturer.
To many people that have entered the Induction lighting market import fixtures—Yuck,
We Make Our Fixtures here in the USA—Truly"*



1200 original thru put watts 03/23/2007
Now 310 thru put watts multi lamp



Salt Lake City Hall
Authorized Reseller - Commercial Lighting

All Induction lighting at City Hall Retrofit & Restoration

www.GreenHotelLighting.com

Call for a Reseller in your state

818 597 9494



ADG Eco Lighting Products
 ADG Eco & Energy Advise ment Group
 Proudly serving Institutions
 with an experienced team.

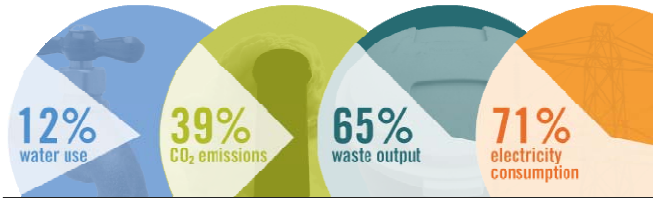
The City Replaced & Restored Hundreds of inside / outside Metal Halide Light fixtures with Solution Based manufactured Induction Lighting Kits by ADG Eco.

ADG created specialty housings and retrofits for the installer. The engineered kits save 60% of the installer's time.

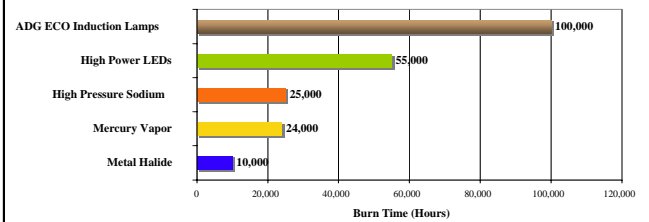
ADG Manufactured Solutions -
 City of Salt Lake is at a 50% savings
 Close to \$40,000 annually

Paradigm Shift

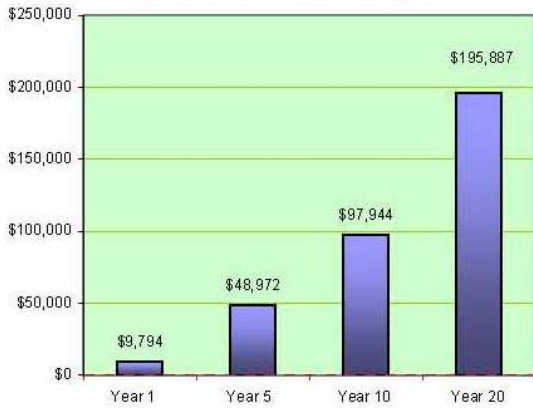
Reasonable 21st Century solutions
 Better quality illumination
 Less Energy used
 Deferred maintenance
 State and Federal Compliance
 DOE Recognized technology



Typical Lamp Lifespan of Commercial/Industrial Lighting Types



Operation Cost Savings




Project Costs (Year 1)



Retro-fit mounting Instructions

FIRST REMOVE EXISTING BULB AND BALLAST

1. mount both bulbs and heatsink to aluminum mounting bracket



2. connect bracket to existing holes using existing screws



3. mount both ballasts (using provided screws) to ballast brackets

4. stack brackets and connect to existing holes using existing screws



Case Study 112010 Salt Lake City Hall
50% energy Savings Daily
20 Years Deferred Maintenance

